



Silver Series

monitoraudio.com





Step up in sound



Elevating performance to a new level

Delivering the best possible sound into your life is Monitor Audio's main aim. Whether from movies or your favourite music, with the Silver Series of technologically advanced loudspeakers you can be sure of a quality so lifelike that it takes you to the heart of the performance.

Silver perfection

With a pedigree in British hi-fi design, Monitor Audio speakers are crafted for perfection in sound, aesthetics and build quality.

Each of the nine Silver Series models has been meticulously created by engineers and craftsmen who are as passionate about music as you are. The result of over forty years of expertise in speaker development, this affordable family of sleek audio masterpieces takes performance to a new level of fidelity. Hi-fi and home theatre systems have never sounded this good.

Crafted for you

Technology from Monitor Audio's flagship Platinum II range has been incorporated to reduce distortion, giving the purest mid-range available that allows perfect integration of acoustic centres.

The master of metal cone technology, Monitor Audio has invested in all-new drivers developed for this range. Whichever Silver Series models you find ideal for your environment, you will begin to rediscover your music and film collection as you've never heard it before.

Silver overview

Floorstander speakers

The three Silver floorstanders offer the perfect hi-fi solution in larger spaces and make the ideal front-channel sources in a surround setup. Choose from the mighty Silver 500 top-of-the-range three-way for ultimate enjoyment; the compact Silver 300 for an elegant three-way performance; or the slimline Silver 200, the sleek yet space-saving solution for modern environments demanding superb sound quality.

Bookshelf speakers

For small speakers with a big sound, the two bookshelf options, Silver 100 and Silver 50 are ideal.

Surround sound

Centre channels

The centre channel can convey up to sixty per cent of a serious home theatre system, making it a critical factor. The three-way, four-driver Silver C350 is a class leader and perfect for a no-compromise system. The smaller Silver C150 has been cleverly conceived to eliminate the central dead spot often found with conventional Mid-Tweeter-Mid configuration.

Side and rear channels

The discreet Silver FX, with angled baffle, can be fixed to blend effortlessly into any interior.

Subwoofer

For maximum low-frequency effects, the Silver W-12 subwoofer delivers thunderous bass lines right down to a sonorous 22 Hz. With an integrated 500 W amplifier and on-board DSP, this is a serious piece of kit to complete the perfect surround system.

Prepare to be wowed with your selection of Silver.

Key features

- Every model in the Silver Series has the highest sensitivity, lowest distortion and greater impedance than ever heard before
- This makes them all amplifier-friendly and easy to drive, offering a much wider choice of partnering equipment
- Technological advances from our flagship range for the purest possible sound
- Low distortion Gold Dome tweeter for smooth, sweet treble
- Premium real-wood veneers and high gloss finish options
- Contemporary Satin White finished cabinets to suit every setting
- Easy-load for wide range of amplifier choice
- Super-slim and centre speakers for maximum room and system flexibility
- Dedicated centre speakers and powered DSP subwoofer for total multi-channel enjoyment
- Magnet fixing on super slim grilles for ultimate aesthetics
- Maximum stability from outrigger feet on floorstanders



Silver features

1. Thirty-year perfection of metal dome tweeter

Newly developed 1" (25 mm) C-CAM (Ceramic-Coated Aluminium Magnesium) Gold Dome tweeter has the lowest-ever distortion. It provides exquisite treble with crystal-clear highs that are smooth and without harshness.

2. Hallmark drivers beat at the heart

Loudspeakers' crucial drive units produce the sound waves we hear. Monitor Audio's signature C-CAM 'dished' cones (created from a single piece of unique Aluminium Magnesium alloy and formed into a dish profile) ensure pure, undistorted sound across the bass and mid-range. The internal magnets and voice coils promise a clean sound, even at the high levels.

3. Perfecting integration

Top-quality component selection for the crossover networks ensures the various drive units work together seamlessly, creating a unified sound. Polypropylene film capacitors, air-core and laminated steel-core inductors are employed to preserve the best possible signal integrity and deliver ultimate enjoyment.

4. Cabinet rigidity is key

Precision laser scanning research at the world-renowned National Physical Laboratory was a critical part of the Silver Series development. The result is optimal internal bracing, ensuring the most natural sound possible.


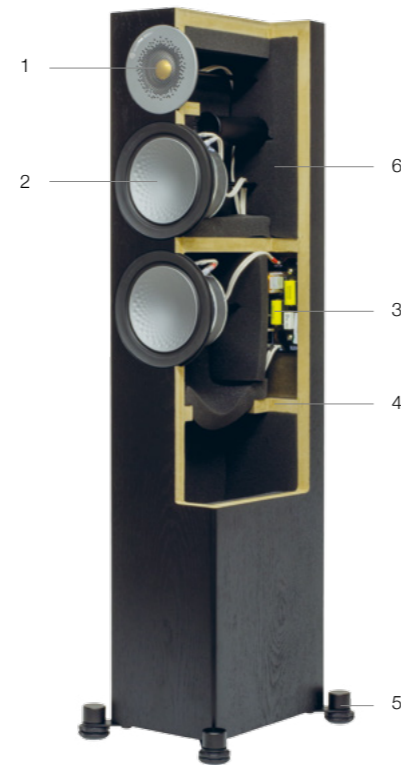
Monitor Audio's unique bolt-through technology provides a cleaner sound with much lower coloration.

5. Standing tall, standing elegantly

Silver Series floorstanders employ 'outrigger' feet, constructed from solid metal components to provide a stable platform.

6. Quality components throughout

The slimline grilles of the Silver Series have concealed magnetics for clean-looking baffles. Monitor Audio's unique HiVe II ports rely on an innovative straight-ripled design to accelerate airflow and reduce turbulence, moving air much faster than inferior port types. The result is an immediately noticeable quick bass with power and weight, and a superior transient response to reveal a true sense of timing.



Bookshelf speakers

Speakers no longer have to be physically huge to fill the room with sound, thanks to the clever conception of Silver compacts.



Silver 50

You can be assured of a big sound with impressive scale and dynamics from Monitor Audio's smallest ever Silver stand-mount, thanks to the revolutionary 5 1/4" C-CAM bass/mid driver. Intuitive engineering and advanced technologies such as the extra-powerful magnets that drive large (32 mm) voice coils ensure impressive power handling and a tight, punchy bass. Magnetic saturation has also been eliminated to provide lower distortion and a much cleaner overall sound.

The little Silver 50 works fine close to the wall despite being rear-ported, because the tiny, well-braced cabinet has unique bolt-through technology to create an amazingly solid speaker.

Silver 100

A massively powerful 8" C-CAM bass/mid driver has been shoehorned into the compact Silver 100 to move a lot of air, creating incredible dynamic headroom and bass extension. It produces remarkable levels of resolution, be it from a large-scale symphony or the loudest rock concert, with superlative ease. It's like listening to a floorstander.

Due to its high output and effortless dynamics, the Silver 100 is an ideal choice for medium-to-large rooms both for two-channel hi-fi and multi-channel home theatre set-ups.



Floorstanding speakers

A trio of room-filling floorstanders is offered in the Silver Series, catering for all tastes.



Silver 200

The compact and sleek lifestyle proportions of the Silver 200 are user-friendly in even the tightest of domestic spaces. A pair of Monitor Audio's special 5¹/₄" C-CAM drivers has been specifically augmented to handle low bass and bass/mid. They operate in separate acoustic chambers for pinpoint imaging whether you are directly in front of the speakers or to the side. Massive magnets on the drive units give surprisingly low frequency extension from a design of this size and allow positioning close to the wall if necessary. Don't be fooled by its dimensions, the Silver 200 is a serious hi-fi and home theatre speaker with impeccable credentials.

Silver 300

A full three-way design, the Silver 300 packs a punch with class-leading mid-range from a dedicated 4" drive unit, specially created with Monitor Audio's 'underhung' voice coil and motor for the lowest possible distortion. A pair of long-throw 6" bass drivers work in unison to create incredible bass extension from an elegant-looking cabinet of slim proportions.

By optimising each drive unit to work over a narrow frequency band, performance is elevated to pedigree levels in every respect. With higher overall impedance and superb system damping, the speaker can be used just a foot away from walls if desired, and still deliver seismic levels of low-frequency information. Its ease of drive, due to high overall sensitivity, makes the Silver 300 a popular choice to fill medium-to-large rooms with dynamic music when coupled to a wide range of amplifiers.



Silver 500

The incredible Silver 500 leaves nothing to chance, delivering the ultimate in sonic enjoyment. A pair of powerful, long-throw 8" C-CAM bass drivers in each speaker means a driving, punchy and tuneful bass right down to an earth-shaking 30 Hz. Even with the most demanding music, a subwoofer becomes optional with these heavyweights.

A complementary mid-range unit projects the cleanest, clearest sound without any hint of distortion, producing vocals and speech which are the envy of all who hear it.

Centre channel

Crystal-clear speech and vocals from centre channel models bring the cinema home.



Silver C150

The centre channel in a surround system is a vitally important component, conveying up to sixty per cent of the enjoyment. The compact Silver C150 has been carefully voiced to complement the timbre and balance of the Silver 50 and Silver 200 models to ensure a consistent sonic character across the front channels of your home theatre system. Small enough to fit most AV racks and cabinets without the need for a separate stand, it will work perfectly close to the wall and in restricted locations, providing excellent and consistent results.



Surround and Subwoofer

Complete your multi-channel set-up and don't miss a moment of tension and drama.

Silver FX

The Silver FX (short for Effects) does just what it says and is a low-profile answer for discreet side and rear channel installations. Its angled baffle incorporates a 6" C-CAM bass/mid driver with Rigid Surface Technology (RST) technology for improved rigidity and lowest distortion. The complementary dual Gold Dome tweeters have a vented Neo magnet system for clean-sounding highs. The speaker can be wall-mounted to blend unobtrusively, while its dispersion characteristics are easily switchable to give either direct or ambient surround sound. It's the perfect answer for high-end home or professional cinema applications.



Silver C350

Designed for serious home theatre installations, the Silver C350 is perfect when performance is the most critical factor. It is at home in a cabinet or close to a boundary. With a vertical orientation of the mid-range and tweeter axis, it delivers the same directivity as the rest of the system to ensure seamless integration. An ideal partner for the Silver 100, Silver 300 and Silver 500 models, it has been skilfully matched to their sonic characteristics.

For high efficiency coupled with minimal distortion centre channel you can do no better than the Silver C350. Hear, and be amazed.



Silver W-12

A compact yet high-powered subwoofer, the Silver W-12 features a 500 W DSP-controlled amplifier for maximum dynamic control and headroom. Its sealed box construction ensures a tight, fast and tuneful bass all the way down to a thunderous 22 Hz in typical rooms. Close to wall positioning is possible thanks to the front-firing driver design. The Silver W-12 also includes Monitor Audio's innovative Automatic Position Correction. This system automatically identifies detrimental room modes and corrects frequency response accordingly to produce the cleanest possible low frequencies.



Stars of the Silver screen



There's nothing like a multi-speaker home theatre set-up for complete realism, and the Silver Series is perfect for creating a system to enjoy live recordings and movies to the full. Choosing a 5.1 surround installation starts with the main left and right front stereo speakers as in conventional two-channel hi-fi; then, you add one of the Silver Series' centre channels for the dialogue, the awesome Silver W-12 subwoofer for ultimate bass performance, and then smaller speakers

at the rear for a 5.1 system. This is where the cunning wall-mount Silver FX comes into its own; or use the ultra-compact Silver 50 or space-saving Silver 100 models to good effect. There is a wide range of amplifiers and receivers with inbuilt decoders that take the signal and divide it among the various channels. Soon you will have created your own personal cinema, which provides incredible three-dimensional accuracy for a real sense of 'being there'.



Hearing the highs and lows

Even the glossiest of brochures cannot do justice to a range of speakers as good as the Silver Series. Be sure not to miss:

- Whisperingly low distortion across the range
- Smooth yet detailed sound even at high listening levels
- Super slimline floorstanders which work close to the wall
- Incredibly realistic mid-range which brings a more intimate performance
- Class-leading bass: fast, powerful and deep
- Deceptively expansive sound from small bookshelf designs
- No-compromise performance from two centre-channel models

Your personal audition awaits at your specially selected and trained Monitor Audio dealer.

Monitor Audio distributes to over 80 countries worldwide. Check our website for dealers near you. monitoraudio.com



Handcrafted cabinets feature selected, premium quality wood veneers, high-gloss lacquer and Satin White finishes.

Finishes:

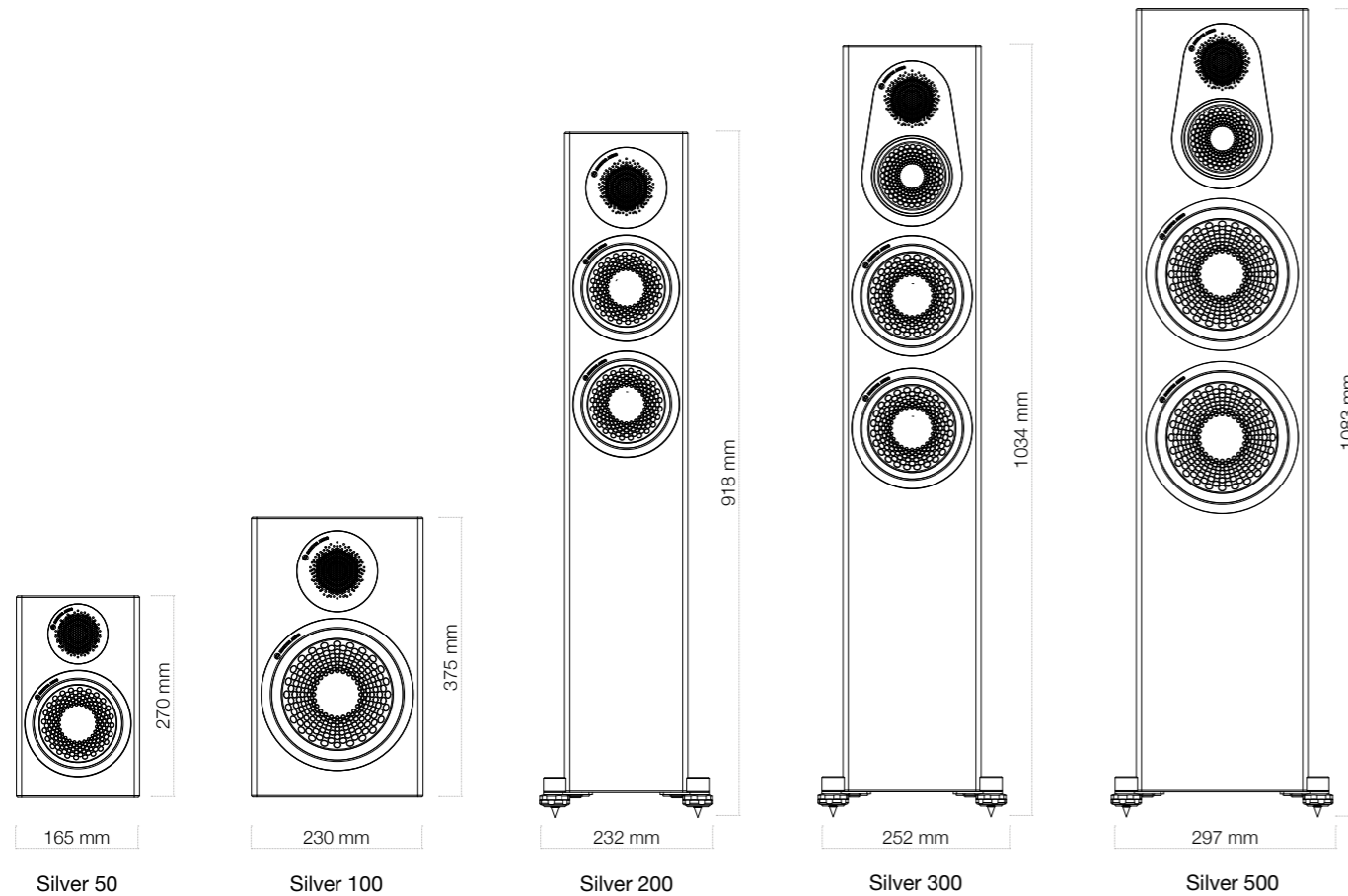
- Black Oak – Premium quality wood veneer
- Walnut – Premium quality wood veneer
- Rosenut – Premium quality wood veneer
- Natural Oak – Premium quality wood veneer
- High Gloss Black – Hand-worked to a mirror finish with over 10 coats of lacquer
- Satin White – Finish for a truly contemporary matte appearance

E&OE. All colours approximate.

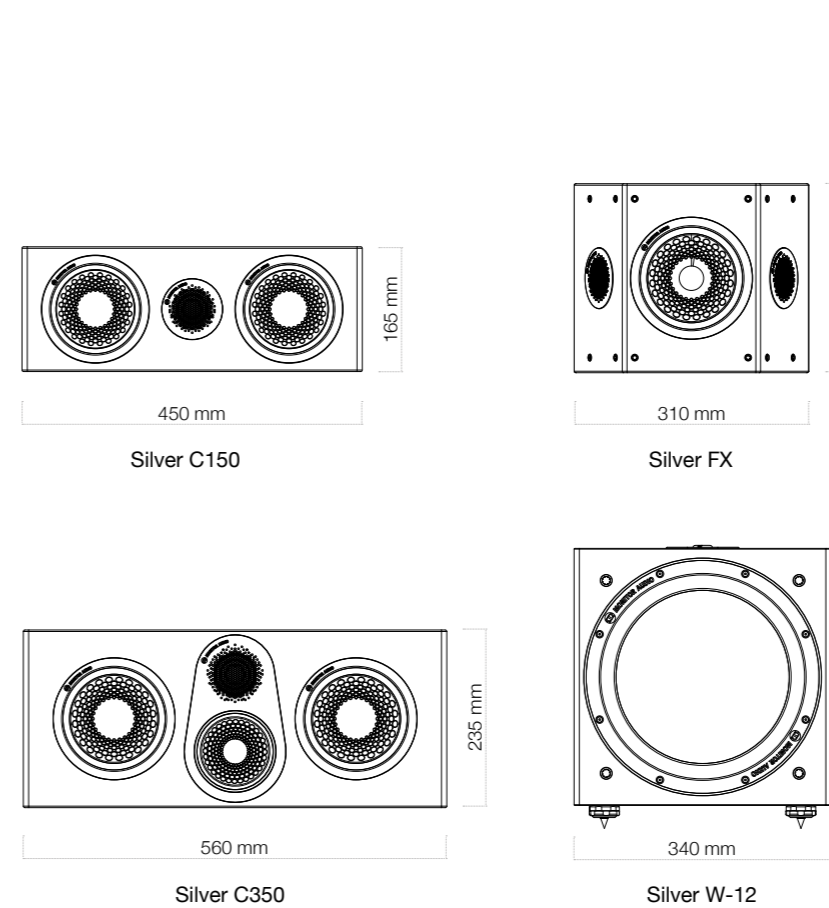


Specifications

Model	Silver 50	Silver 100	Silver 200	Silver 300	Silver 500
System Format	2-way	2-way	2 ^{1/2} -way	3-way	3-way
Frequency Response (-6 dB)	52 Hz – 35 kHz	40 Hz – 35 kHz	38 Hz – 35 kHz	32 Hz – 35 kHz	30 Hz – 35 kHz
Sensitivity (1W@1M)	87 dB	88 dB	89 dB	90 dB	90 dB
Nominal Impedance	8 ohms	8 ohms	8 ohms	8 ohms	8 ohms
Minimum Impedance	4.1 ohms @ 220 Hz	4.5 ohms @ 167 Hz	4.7 ohms @ 182 Hz	3.5 ohms @ 146 Hz	3.1 ohms @ 2.45 kHz
Maximum SPL	110 dBA (pair)	112 dBA (pair)	114 dBA (pair)	116 dBA (pair)	117 dBA (pair)
Power Handling (RMS) Watts	100 W	120 W	150 W	200 W	250 W
Recommended Amplifier Requirements (RMS)	40 – 100 W	40 – 120 W	60 – 150 W	80 – 200 W	80 – 250 W
Bass Alignment	Bass reflex. HiVe II port system	Bass reflex. HiVe II port system	Dual chamber bass reflex with differential tuning. Twin HiVe II port system	Bass reflex. Twin HiVe II port system	Bass reflex. Twin HiVe II port system
Crossover Frequency	3.0 kHz	2.8 kHz	LF: 700 Hz MF/HF: 2.9 kHz	LF/MF: 570 Hz MF/HF: 3.5 kHz	LF/MF: 625 Hz MF/HF: 3.1 kHz
Drive Unit Complement	1 x 5 ^{1/4} " RST bass/mid driver 1 x 1" (25 mm) Gold Dome C-CAM tweeter	1 x 8" RST bass/mid driver 1 x 1" (25 mm) Gold Dome C-CAM tweeter	1 x 5 ^{1/4} " RST bass driver 1 x 5 ^{1/4} " RST bass/mid driver 1 x 1" (25 mm) Gold Dome C-CAM tweeter	2 x 6" RST bass driver 1 x 4" RST mid-range driver 1 x 1" (25 mm) Gold Dome C-CAM tweeter	2 x 8" RST bass driver 1 x 4" RST mid-range driver 1 x 1" (25 mm) Gold Dome C-CAM tweeter
Cabinet Dimensions (excluding grille and terminals) (H x W x D)	270 x 165 x 240 mm 10 ^{5/8} x 6 ^{1/2} x 9 ^{7/16} "	375 x 230 x 300 mm 14 ^{3/4} x 9 ^{1/16} x 11 ^{13/16} "	885 x 165 x 240 mm 34 ^{13/16} x 6 ^{1/2} x 9 ^{7/16} "	1000 x 185 x 300 mm 39 ^{3/8} x 7 ^{5/16} x 11 ^{13/16} "	1050 x 230 x 300 mm 41 ^{5/16} x 9 ^{1/16} x 7 ^{7/8} "
External Dimensions (including grille and terminals) (H x W x D)	270 x 165 x 269 mm 10 ^{5/8} x 6 ^{1/2} x 10 ^{9/16} "	375 x 230 x 329 mm 14 ^{3/4} x 9 ^{1/16} x 12 ^{15/16} "	885 x 165 x 269 mm 34 ^{13/16} x 6 ^{1/2} x 10 ^{9/16} "	1000 x 185 x 329 mm 39 ^{3/8} x 7 ^{5/16} x 12 ^{15/16} "	1050 x 230 x 329 mm 41 ^{5/16} x 9 ^{1/16} x 12 ^{15/16} "
External Dimensions (including out-rigger plates, feet and spikes) (H x W x D)	N/A	N/A	918 x 232 x 307 mm 36 ^{1/8} x 9 ^{1/8} x 12 ^{1/16} "	1034 x 252 x 367 mm 40 ^{11/16} x 9 ^{15/16} x 14 ^{7/16} "	1083 x 297 x 367 mm 42 ^{5/8} x 11 ^{11/16} x 14 ^{7/16} "
Weight (each)	6 kg / 13 lb 4 oz	9.3 kg / 20 lb 8 oz	14.6 kg / 32 lb 2 oz	20 kg / 44 lb	22.8 kg / 50 lb 2 oz



Model	Silver C150	Silver C350	Silver FX
System Format	2 ^{1/2} -way	3-way	2-way
Frequency Response (-6 dB)	52 Hz – 35 kHz	40 Hz – 35 kHz	60 Hz – 35 kHz
Sensitivity (1W@1M)	90 dB	90 dB	87 dB
Nominal Impedance	8 ohms	8 ohms	8 ohms
Minimum Impedance	3.7 ohms @ 193 Hz	3.2 ohms @ 176 Hz	4 ohms @ 229 Hz
Maximum SPL	112 dBA	113 dBA	110 dBA (pair)
Power Handling (RMS) Watts	150 W	200 W	85 W
Recommended Amplifier Requirements (RMS)	60 – 150 W	80 – 200 W	30 – 85 W
Bass Alignment	Sealed cabinet	Sealed cabinet	Sealed cabinet
Crossover Frequency	LF 650 Hz MF/HF: 3.1 kHz	LF/MF: 830 Hz MF/HF: 3.2 kHz	2.5 kHz
Drive Unit Complement	2 x 5 ^{1/4} " RST bass/mid driver 1 x 1" (25 mm) Gold Dome C-CAM tweeter	2 x 6" RST bass driver 1 x 4" RST mid-range driver 1 x 1" (25 mm) Gold Dome C-CAM tweeter	1 x 6" RST bass/mid driver 2 x 1" (25 mm) Gold Dome C-CAM tweeter
Cabinet Dimensions (excluding grille and terminals) (H x W x D)	165 x 450 x 200 mm 6 ^{1/2} x 17 ^{11/16} x 7 ^{7/8} "	235 x 560 x 240 mm 9 ^{1/4} x 22 ^{1/16} x 9 ^{7/16} "	250 x 310 x 130 mm 9 ^{13/16} x 12 ^{3/16} x 5 ^{1/8} "
External Dimensions (including grille and terminals) (H x W x D)	165 x 450 x 229 mm 6 ^{1/2} x 17 ^{11/16} x 9"	235 x 560 x 270 mm 9 ^{1/4} x 22 ^{1/16} x 10 ^{5/8} "	250 x 322 x 147 mm 9 ^{13/16} x 12 ^{11/16} x 5 ^{13/16} "
Weight (each)	9.1 kg / 20 lb	14.9 kg / 32 lb 12 oz	4.3 kg / 9 lb 8 oz



Model	Silver W-12
Low Frequency Response	20 Hz (Typical IEC room)
Upper Frequency Limit	40 – 120 Hz variable
Low Pass Filter Alignment	Active 4th order 24 db/octave
Amplifier Power Output	500 W continuous
Amplifier Classification	Class-D amplifier with switched-mode power supply (SMPSU)
Bass EQ Profiles	1: Movie, 2: Music, 3: Impact
Phase Control	0 & 180 degrees
Auto Sensing	Line Level >2 mV
Input Level Requirements	Standby after 20 minutes if no signal sensed
Driver Complement	1 x 12" C-CAM subwoofer driver featuring triple suspension and 3" long throw voice coil
12 V Trigger Input	5 – 12 V via 3.5 mm mono mini-jack socket
Cabinet Dimensions (excluding grille and amp) (H x W x D)	340 x 340 x 380 mm 13 ^{3/8} x 13 ^{3/8} x 14 ^{15/16} "
Dimensions (including grille, amp and feet) (H x W x D)	370 x 340 x 410 mm 14 ^{9/16} x 13 ^{3/8} x 16 ^{1/8} "
Mains Input Voltage	110 – 120 Vac / 220 – 240 Vac 50/60 Hz (Electronically Auto selected)
Power Consumption	400 W / 0.5 W in Standby (ErP approved)
Weight (unpacked)	20.1 kg / 44 lb 4 oz

E&OE All colours approximate.

For more information email info@monitoraudio.com
Additional technical details on the Silver Series are available at monitoraudio.com



Monitor Audio Ltd
24 Brook Road, Rayleigh,
Essex, SS6 7XJ, England
T. + 44 (0)1268 740580
F. + 44 (0)1268 740589
E. info@monitoraudio.com
monitoraudio.com